

COMPANIES

STOCKS

By Tan Nai Lun

Mixed trading in Asia ahead of data; STI down 0.2%

ASIA markets ended mixed on Friday (Apr 26) as investors watched for further macroeconomic data, while persistent inflation continues to weigh on concerns of higher-for-longer rates.

The Straits Times Index (STI) lost 0.2 per cent or 7.65 points to end at 3,280.10. Across the broader market, gainers outnumbered losers 327 to 242, after 1.6 billion securities worth S\$1.2 billion changed hands.

Elsewhere in Asia, the Nikkei 225 gained 0.8 per cent, the Hang Seng Index rose 2.1 per cent, and the FTSE Bursa Malaysia KLCI was up 0.4 per cent, while the IDX Composite Index fell 1.7 per cent.

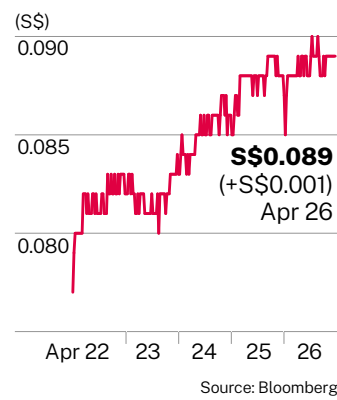
Stephen Innes, managing partner at SPI Asset Management, said that the Bank of Japan's policy announcement was a focus for Asia on Friday, while investors also revelled in the latest earnings reports from US mega-tech companies.

Meanwhile, a jump in core inflation in the United States sparked concerns on whether the worst-case scenario has been adequately priced in.

Investors would undoubtedly

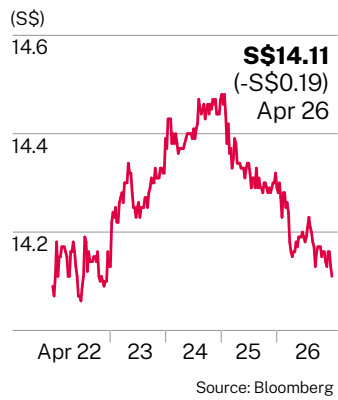
Top gainer

Seatrium



Biggest decliner

Venture Corp



For full listings of SGX prices, go to <https://www2.sgx.com/>

ly find it challenging to navigate a situation where rate cuts for 2024 are off the table, he noted.

The upcoming release of the US personal consumption expenditures data will be a crucial juncture for equity investors, offering a key insight into market sentiment, said Innes. "The pivotal question revolves around the relative influence of earnings versus yields on equity markets," he added.

Seatrium was the top gainer on the STI, rising 1.1 per cent or S\$0.001 to S\$0.089. Meanwhile, Venture Corp was the biggest decliner, falling 1.3 per cent or S\$0.19 to S\$14.11.

The local banks ended lower on Friday. DBS fell 0.1 per cent or S\$0.03 to S\$34.42, OCBC declined 0.4 per cent or S\$0.06 to S\$14.27, while UOB fell 0.4 per cent or S\$0.11 to S\$30.41.

tnailun@sph.com.sg

AirAsia discloses new listing plans under RM6.8b units merger

MALAYSIAN airline operator Capital A, also the parent of AirAsia, announced deals worth RM6.8 billion (S\$1.9 billion) on Thursday (Apr 25), in a move to create a new listed entity and streamline operations by merging various airline affiliates.

As part of the deals, long-haul airline AirAsia X will take over Capital A's aviation business and eventually create a new company, thereby taking over the listing status of AirAsia X.

Capital A's aviation business comprises airlines AirAsia Bhd and AirAsia Aviation Group. The deal will allow Capital A to get rid of the significant liabilities associated with the airline units that it is selling. The consolidated new aviation company will be named AirAsia Group, Capital A said.

"The new aviation group will operate and provide a full spectrum of short-, medium- and long-haul low-cost air transportation services, with domestic flights and international flights from Malaysia, Thailand, the Philippines, Indonesia and Cambodia to numerous destination countries," AirAsia X said.

The new entity also plans to conduct a private placement in a bid to raise RM1 billion, with the proceeds used to manage debt and fund new planes and machinery. For AirAsia Bhd's acquisition, AirAsia Group will not need to pay any purchase price as Capital A will transfer the debt it owes to AirAsia Bhd.

Capital A expects to record a pro-forma gain of RM10.76 billion from the disposals, it said. The deal will allow the airline operator to finally emerge as a holding company for all of its non-aviation firms.

The deal will allow the airline operator to finally emerge as a holding company for all of its non-aviation firms.

Substantial shareholder/director transactions

For week beginning Apr 22

Stock	Trans Date	Trans Share Type	Trader Name	Traded			Share Price	Share '000	Share %	Stock	Trans Date	Trans Share Type	Trader Name	Traded			Share Price	Share '000	Share %
				Total '000	Deemed '000	Direct '000								Total '000	Deemed '000	Direct '000			
Far East HTrust	25-Apr-24	TMRP	S/U FEO Hospitality Asset Management Pte. Ltd.	6147	0	6147	-	144865	720	Jardine C&C	23-Apr-24	SSH	S/U Jardine Matheson Holdings Limited	150	150	0	26.458	312302	79.02
JMH USD	25-Apr-24	DIR	S/U JARDINE MATHESON HOLDINGS LTD	5	0	5	-	5	NA	Jardine C&C	23-Apr-24	SSH	S/U Jardine Strategic Limited	150	150	0	26.458	312302	79.02
OCBC Bank	25-Apr-24	DIR	S/U OTH Wong Pik Kuen Helen	95	0	95	-	619	0.01	Jardine C&C	23-Apr-24	SSH	S/U Jardine Strategic Singapore Pte Ltd	150	0	150	26.458	312302	79.02
Suntec Reit	25-Apr-24	TMRP	S/U ARA Trust Management (Suntec) Limited	4240	0	4240	1.074	4240	0.15	LHT	23-Apr-24	DIR	S/U YAP MUI KEE	71	0	71	1.210	9147	17.18
Suntec Reit	25-Apr-24	TMRP	S/U ARA Trust Management (Suntec) Limited	(4240)	0	(4240)	1.074	NA	NA	Pan Hong	23-Apr-24	SSH	S/U Extra Good Enterprises Limited	(0.000)	0	0	-	288000	56.22
Accrelist Ltd	24-Apr-24	DIR	S/U TERENCE TEA YEOK KIAN	50	0	50	-	8142	26.09	Pan Hong	23-Apr-24	SSH	S/U Chan Heung Ling	50	50	0	-	330146	64.44
CapLand Ascott T	24-Apr-24	TMRP	S/U CapitaLand Ascott Business Trust Mgmt Pte Ltd	1100	0	1100	0.930	10027	0.26	Pan Hong	23-Apr-24	SSH	S/U Wong Lam Ping	50	0	50	-	330146	64.44
CapLand Ascott T	24-Apr-24	TMRP	S/U CapitaLand Ascott Trust Mgmt Limited	4492	0	4492	0.930	284523	752	TC Auto	23-Apr-24	SSH	S/U Octo Holdings Limited	350	0	350	0.081	341791	57.97
DFIRG USD	24-Apr-24	DIR	S/U Choo Peng Chee	344	0	344	-	NA	NA	TC Auto	23-Apr-24	DIR	S/U Francis Tjia	350	350	0	0.081	341791	57.97
DFIRG USD	24-Apr-24	DIR	S/U Clem Charalambos Constantine	329	0	329	-	NA	NA	TeleChoice Intl	23-Apr-24	DIR	S/U Cheah Sui Ling	248	0	248	-	459	0.10
DFIRG USD	24-Apr-24	DIR	S/U Danielle Marie Peirce	236	0	236	-	NA	NA	TeleChoice Intl	23-Apr-24	DIR	S/U Ho Koon Lian Irene	248	0	248	-	585	0.20
DFIRG USD	24-Apr-24	DIR	S/U Hai Lam Wong	245	0	245	-	NA	NA	TeleChoice Intl	23-Apr-24	DIR	S/U Yeo Siew Chye Stephen	206	0	206	-	382	0.08
DFIRG USD	24-Apr-24	DIR	S/U Jan Martin Omni Lindstrom	235	0	235	-	NA	NA	TeleChoice Intl	23-Apr-24	DIR	S/U Ronald Seah Lim Siang	476	0	476	-	1348	0.30
DFIRG USD	24-Apr-24	DIR	S/U Jinghui Xu	300	0	300	-	NA	NA	TeleChoice Intl	23-Apr-24	DIR	S/U Stephen Geoffrey Miller	236	0	236	-	730	0.16
DFIRG USD	24-Apr-24	DIR	S/U Shen Wei Li	154	0	154	-	NA	NA	Top Glove	23-Apr-24	SSH	S/U KUMPULAN WANG PERSARAAN	3791	3791	0	-	432260	5.40
DFIRG USD	24-Apr-24	DIR	S/U Wai Man Chan	284	0	284	-	NA	NA	Accrelist Ltd	22-Apr-24	DIR	S/U TERENCE TEA YEOK KIAN	49	0	49	-	81342	26.06
DFIRG USD	24-Apr-24	DIR	S/U Wee Lee Loh	134	0	134	-	NA	NA	Beng Kuang	22-Apr-24	SSH	S/U Ginko-AGT Global Growth Fund	1110	0	1110	-	1145	5.59
MoneyMax Fin	24-Apr-24	DIR	OTH LIM YONG SHENG	(0.066)	0	(0.066)	-	NA	NA	Bumitama Agri	22-Apr-24	DIR	S/U Lim Hung Siang	38	38	0	0.740	188	0.01
MoneyMax Fin	24-Apr-24	DIR	OTH LIM YONG SHENG	0.066	0	0.066	-	NA	NA	Far East HTrust	22-Apr-24	DIR	S/U Vivienne Lim Hui Bian	33	0	33	0.628	154	0.01
MoneyMax Fin	24-Apr-24	DIR	OTH LIM YONG SHENG	(0.228)	(0.028)	(0.200)	-	NA	NA	Far East HTrust	22-Apr-24	DIR	S/U Lee Khia Yee	27	0	27	0.628	112	0.01
MoneyMax Fin	24-Apr-24	DIR	OTH LIM YONG SHENG	0.242	0.042	0.200	-	NA	NA	Far East HTrust	22-Apr-24	DIR	S/U Khoo Geok Choo Celestine	31	0	31	0.628	96	NA
TC Auto	24-Apr-24	SSH	S/U Octo Holdings Limited	(0.077)	0	(0.077)	-	340739	5779	Far East HTrust	22-Apr-24	DIR	S/U Benedict Leh Song Boon	32	0	32	0.628	90	NA
TC Auto	24-Apr-24	SSH	S/U TCA International Limited	(0.077)	0	(0.077)	-	62056	1052	Far East HTrust	22-Apr-24	DIR	S/U Wee Kheng Jin	45	0	45	0.628	825	0.04
TC Auto	24-Apr-24	SSH	S/U TCA Management Limited	(0.077)	(0.077)	0	-	62056	1052	Far East HTrust	22-Apr-24	TMRP	S/U FEO Hospitality Asset Management Pte. Ltd.	(168)	0	(168)	0.628	138718	6.92
TC Auto	24-Apr-24	SSH	S/U TCA, L.P.	(0.077)	(0.077)	0	-	62056	1052	IHH	22-Apr-24	SSH	S/U EMPLOYEES PROVIDENT FUND BOARD	(5268)	0	(5268)	-	967978	10.99
TC Auto	24-Apr-24	DIR	S/U Francis Tjia	(0.077)	(0.077)	0	-	340739	5779	TC Auto	22-Apr-24	SSH	S/U Octo Holdings Limited	100	0	100	0.081	341441	57.91
TC Auto	24-Apr-24	SSH	S/U Octo Holdings Limited	25	0	25	0.080	341816	5798	TC Auto	22-Apr-24	DIR	S/U Francis Tjia	100	100	0	0.081	341441	57.91
TC Auto	24-Apr-24	DIR	S/U Francis Tjia	25	25	0	0.080	341816	5797	ASL Marine	19-Apr-24	SSH	S/U ANG SWEE KUAN	(0.000)	0	0	-	475704	69.72
Top Glove	24-Apr-24	SSH	S/U KUMPULAN WANG PERSARAAN	3000	0	3000	-	435260	543	ASL Marine	19-Apr-24	SSH	S/U ANG SIN LIU	(0.000)	0	0	-	475704	69.72
Accrelist Ltd	23-Apr-24	DIR	S/U TERENCE TEA YEOK KIAN	50	0	50	-	81392	26.08	ASL Marine	19-Apr-24	SSH	S/U ANG KOK ENG	(0.000)	0	0	-	475704	69.72
Anchun Intl	23-Apr-24	SSH	S/U Morgan Stanley	(711)	(711)	0	-	2545	543	ASL Marine	19-Apr-24	SSH	S/U ANG KOK LEONG	(0.000)	0	0	-	475704	69.72
Anchun Intl	23-Apr-24	SSH	S/U Morgan Stanley & Co. International plc	(711)	(711)	0	-	2545	543	ASL Marine	19-Apr-24	SSH	S/U ANG AH NUI	(0.000)	0	0	-	475704	69.72
Anchun Intl	23-Apr-24	SSH	S/U Morgan Stanley International Holdings Inc	(711)	(711)	0	-	2545	543										
Anchun Intl	23-Apr-24	SSH	S/U Morgan Stanley International Limited	(711)	(711)	0	-	2545	543										
Anchun Intl	23-Apr-24	SSH	S/U Morgan Stanley Investments (UK)	(711)	(711)	0	-	2545	543										
Bumitama Agri	23-Apr-24	DIR	S/U Lim Hung Siang	62	62	0	0.740	250	0.01										
Jardine C&C	23-Apr-24	SSH	S/U JMH Investments Limited	150	150	0	26.458	312302	79.02										
Jardine C&C	23-Apr-24	SSH	S/U JSH Asian Holdings Limited	150	150	0	26.458	312302	79.02										

DIR: Director, TMRP: Trustee-Mgr/Responsible Person, SSH: Substantial Shareholder/Unitholder, COY: Co. Share Buyback, S/U: Ordinary Voting Shares/Units/Stapled Securities, OS/OU: Other Types of Shares/Units/Stapled Securities, R/O/W: Rights/Options/Warrants over Voting, D: Convertible Debentures over Voting Shares/Units/Stapled Securities, R/O (D): Rights/Options over Debentures, C: Contracts under which any person has a right to call for or to make delivery of share, PI: Participatory Interests, PS: Perpetual Securities, OTH: Others

Source: ShareInvestor

TRADERS' GUIDE

SGX Mainboard

Transaction date: Apr 26

52-Wk		Company	Last Sale	Vol +/- ('000)	Day		Div C'vr	GrYld %	Net P/E	P/BV	MCap \$mil	52-Wk		Company	Last Sale	Vol +/- ('000)	Day		Div C'vr	GrYld %	Net P/E	P/BV	MCap \$mil		
High	Low				High	Low						High	Low				High	Low							
167	96	17LIVE GROUP	96.5	+0.5 0	96.5	96	-	-	-	-	171.2	15.1	5.2	China Intl	6.9	-	-	-	-	-	-	-	0.1	5.5	
-	-	8Telecom	6.9	susp -	-	-	-	-	-	-	7.9	5.8	1.3	China Mining	2.8	-	-	-	-	-	-	-	-	0.5	10.7
23.2	8.1	A-Smart	9.6	-	-	-	-	-	160	0.9	25.8	40	16	China Yuanbang	21	-	-	-	-	-	-	-	0.2	14.6	
53	31	A-Sonic Aero	33cd	unch 17	33	31.5	1.6	0.8	27.3	0.6	41.6	5.5	2.5	ChinaKangdaFood	2.5	-	-	-	-	-	-	-	0.1	11.1	
50	43	ABR	47cd	-	-	-	-	1.8	2.7	26.7	1	94.5	46.5	36.5	ChinaSunsine	42cd	+0.5 82	42	41	2.9	6	5.8	0.6	413	
455	209	AEM SGD	237	+3 1141	239	234	-	-	-	-	1.6	737.6	20.5	14.2	Chuan Hup	17.4	-	-	-	0.9	5.7	20.5	0.5	189.4	
24200	232	AEM USD	US256	-	-	-	-	-	-	-	-	-	818	555	* CityDev	607cd	+4 1841	607	597	2.6	2	18.1	0.6	5519.5	
10.8	7	AF Global	9.6	-0.3 1	9.6	9.6	-	-	38.4	0.5	101.6	86	64.5	Civmec	78	+0.5 35	78	78	3.8	5.8	7.6	1	395.9		
142.8	116	AIMS APAC Reit	126	unch 231	126	125	1	7.9	-	0.9	1021.3	25	8.3	Comba	9.2	-	-	-	-	2.3	2.3	-	257.9		
17	3.8	AMOS Group	5.1	-	-	-	-	-	-	-	0.1	10.6	96	75.5	Combine Will	95	+2.5 29	95	93	4.4	5.3	4.3	24.4	31.2	
1000	1000	AMTD IDEA OV	1000	-	-	-	-	-	-	-	238.7	150	101	ComfortDelGro	148cd	unch 8444	150	147	1.2	4.5	17.8	1.2	3207.8		
17.2	10	AP Oil	11.7cd	-0.2 90	11.7	11.7	0.6	4.3	36.6	0.3	19.3	57	11.8	Cordlife	12.9	+0.4 127	15.4	12.6	-	-	8.9	0.2	34.5		
63	40	APAC Realty	42xd	unch 34	42	41.5	0.9	6	12.7	0.9	149.2	466	290	Cortina	330	unch 1600	-	-	3.9	4.8	7.1	1.5	546.4		
49	23	ARA HTrust	US28	+0.5 274	28	27.5	1	-	8.2	0.4	218	21	10.8	Cosco	13.7	+0.1 4600	13.9	13.5	-	-	171.3	0.6	306.8		
8.9	2.5	ASL Marine	6.3	unch 2835	6.4	6.3	-	-	11.2	0.5	43.3	14.6	10.2	CosmoSteel	10.2	-1.1 16	10.2	10.2	2.1	4.9	9.5	0.3	29.6		
1.8	1.8	ASTI	1.4	susp -	-	-	1.6	32.1	1.9	0.1	9.5	3.1	0.9	Courage Inv	1	-	-	-	-	-	-	-	-	11	
9.1	2.1	Acma	2.2	-	-	-	-	-	-	-	0.4	0.9	223	110	Creative	122	+5 14	123	115	-	-	-	1.2	85.3	
1.6	0.6	Addvalue Tech	0.8	unch 1519	0.8	0.8	-	-	-	-	3.7	25.9	101	88	CreditBureauAsia	93.5cd	unch 4	93.5	93.5	2.5	4	21.9	4.4	215.4	
63	33	Amara Hldgs	59cd	-1 25	60	59	2.5	0.8	47.2	0.9	340.4	205	112	CromwellReit EUR	EU146	-1 119	148	146	1	10.7	-	0.7	725.9		
14.5	8.5	Amcorp Global	12	-	-	-	-	-	80	0.7	53.7	302	164	CromwellReit SGD	213	-1 70	216	213	-	-	-	2.4	-		
2.6	0.2	AnAn Intl	0.7	unch 2435	0.7	0.6	-	-	3.9	0.2	29.6	3481	2754.6	* DBS Grp	3442	-3 4340	3481	3433	2.1	5.6	9.8	1.5	97753.3		
35	25.5	Anchun Intl	31	-	-	-	-	-	33	26	15.7	311	175	* DFIRG USD	US193	unch 329	195	190	-	1.6	-	-	2612.5		
116	18.2	Ascent Bridge	18.2	-	-	-	-	-	-	-	0.5	25.5	77	50	Daiwa Hse Log Tr	58	unch 910	58.5	57.5	1	9	-	0.8	394.6	
16	12.3	Asia Enterprises	14.5cd	+0.2 35	14.5	14.4	2.2	6.9	8.1	0.5	50.3	14	8	Darco Water Tech	9	-	-	-	-	-	-	-	0.3	8.4	
13.3	7.8	Asian Pay TV Tr	8	unch 115	8.1	7.9	-	13.1	-	0.2	144.5	30.5	1.8	Dasin Retail Tr	2.4	+0.1 13	2.4	2.3	-	93.3	-	-	19.3		
6.2	1.7	Aspen	5	unch 2458	5.1	5	-	-	-	0.7	54.2	14	6.1	Datapulse Tech	10.2	-0.1 0	10.2	10.2	-	-	-	0.6	35.7		
9.7	5.6	Aspial Corp	7.1	+0.3 100	7.2	7.1	-	-	-	0.4	161.6	-	-	Debao Property	12.8	susp -	-	-	-	-	-	0.2	9.6		
2.1	2	AusGroup	0.9	susp -	-	-	-	-	-	-	4.7	27.7	36.5	8.9	Del Monte Pac	10.8	-0.3 3	10.8	10.8	-	1.6	12.3	0.6	209.7	
23	16.4	Avarga	19	+0.2 369	19.2	18.8	-	-	19	0.5	339.5	145	75	Delfi	89.5cd	unch 230	90	89	4.3	6.4	9	1.6	547		
31	23	Avi-Tech Hldg	26cd	-	-	-	-	-	-	-	0.8	44.5	97.5	37	DigiCore Reit USD	US60.5	unch 1388	61	59.5	1	6.1	-	0.9	804.9	
919	740	Azeus	810	-5 1	820	810	0.8	3.5	28.5	8.7	243	-	-	Dragon	0.4	susp -	-	-	-	-	-	-	1.4		
107	65.5	Aztech Gbl	93.5	unch 270	94	92.5	8.6	4.8	7.2	2	723.5	16.8	7.1	Duty Free Intl	8.2	-	-	-	1.3	2.2	24.8	1	141.9		
296	20	B&M Hldg	20	-	-	-	15.9	7.5	0.3	0.2	1.8	42.5	15.7	Dyna-Mac	40.5cd	-0.5 5782	41	40	9.5	2	14.7	6	492.9		
13.5	10	BBR	11.7cd	-	-	-	6.6	2.6	5.9	0.4	38	63.5	28	EC World Reit	28	susp -	-	-	1.1	13.1	-	2.3	226.8		
18.9	4.9	BH Global	16.4	-0.1 0	16.4	16.4	2.3	4.3	14.3	0.9	49.2	41.4	25	ESR-LOGOS REIT	29	unch 3728	29	28.5	0.9	8.8	-	0.9	2369.5		
50.5	32.5	BHG Retail Reit	49.5	+1.5 6	49.5	40	1.1	0.9	-	68.8	257.2	-	-	Eagle HTrust USD	US13.7	susp -	-	-	-	18.8	-	0.2	119.6		
211	160	BRC Asia	208cd	+4 107	211	205	1.7	7.7	7.5	1.3	574	65	20.2	EliteComREIT GBP	UK23.5	unch 77	23.5	23.5	0.9	14.6	-	0.6	162.3		
64.5	41.5	Baker Technology	55cd	-	-	-	8.3	2.7	13.4	0.5	111.6	35.5	18	Ellipsiz	20.5	-	-	-	1.2	4.9	16.7	0.3	34.3		
44	31	Ban Leong	34.5	+0.5 23	34.5	34.5	1.4	7.2	6.6	0.9	40.4	53.5	40	Emperador Inc	44cd	-0.5 710	44.5	44	-	-	75.9	-	6924.1		
47	26.5	Banyan Tree	38cd	+1 285	38	36.5	3	3.2	10.4	0.5	329.7	110	73.5	EnGro	82cd	-	-	-	-	6.1	-	0.4	97.6		
19.9	5.3	Beng Kuang	17.8	+0.4 6935	18.5	17.3	-	-	10.3	3.7	33.8	1.5	0.6	Eneco Energy	0.8	unch 1500	0.8	0.8	-	-	-	0.9	18.5		
250	144	Best World	246	unch 651	247	245	-	-	8.9	1.8	1363.8	35	17.2	Envictus	29	-0.5 43	29	29	-	-	-	2	88.3		
112	92	Bonvests	96.5cd	+2.5 5	96.5	96.5	2.2	0.8	53.9	0.5	388.1	5.6	1.9	Enviro-Hub	2.1	-0.1 2149	2.2	2.1	-	-	30	0.4	32.4		
97	79.5	Boustead	94.5	-1.5 121	95.5	94	2.4	4.2	10	1	515.5	-	-	Ezra	1.1	susp -	-	-	-	-	-	0.1	32.4		
18.5	7	Broadway Ind	13.3cd	unch 121	13.3	13.2	0.7	3.8	19.6	0.7	62.8	137	99	F & N	103	+1 30	103	102	1.7	5.3	11.2	0.5	1501.4		
70	48.5	Brook Crompton	53cd	-	-	-	-	3.8	4.5	0.4	18.8	7.6	2	FSL Trust	3.6	-0.1 210	3.6	3.6	-	55	-	0.9	64.3		
505	310	Bukit Sembawang	333	+1 23	333	328	1.3	3	25.1	0.6	862.2	-	-	Falcon Energy	2.7	susp -	-	-	-	-	-	0.4	24.1		
79.5	53	Bumitama Agri	74cd	-1 403	75	74	1.6	1.7	5.2	1	1300.6	68	56	Far East HTrust	61	-1 675	62	61	1	6.7	-	0.7	1226.8		
50	30	Bund Center	39.5	+2.5 0	39.5	37	0.5	7.1	27.1	0.8	300.4	111	98.5	Far East Orchard	101cd	+1 19	101	100	3.5	4	7.4	0.4	487.2		
130	93	CDL HTrust	96.5	-1.5 1179	97.5	96	1	5.9	-	0.7	1203.6	15.5	9.1	Federal Int	11.5	-	-	-	-	-	-	0.2	16.2		
27.5	16.9	CDW	17cd	-0.2 148	17.2	17	-	4	-	0.5	43	29	20.5	First Reit	25.5cd	unch 132	25.5	25	1	9.7	-	0.8	525.6		
9.5	4.2	CH Offshore	4.9	-	-	-	-	-	-	0.7	34.5	201	132	First Resources	140cd	-2 1859	143	139	2	4.4	11.4	1.3	2217.7		
1.4	0.5	CSC	0.6	unch 20	0.6	0.6	-	-	-	0.2	21.5	130	109	First Sponsor	114cd	-	-	-	0.3	3.7	88.4	0.6	1266.1		
49.5	33	CSE Global	42.5cd	+0.5 2830	42.5	42	1.3	6.5	11.6	1.2	288.4	147	52.5	Food Empire	126cd	unch 375	128	126	1.4	7.9	8.9	1.7	693.1		
-	-	CSE Global R	0.8	-	-	-	-	-	-	-	-	13	5.7	Forise Intl	9.9	-	-	-	-	-	-	-	3.5	4.2	
-	-	CSE Global R1	0.2	-	-	-	-	-	-	-	-	233	201	* Frasers Cpt Tr	216cd	-1 3912	217	213	1	5.6	-	0.9	3905.1		
-	-	Camsing Hc	107	susp -	-	-	-	-	-	-	3.9	32.1	65	45	Frasers HTrust	46.5	unch 370	46.5	46	1.2	5.2	-	0.7	895.6	
305	247	*CapLandAscendasRE	260	-1 11850	260	257	1	5.8	-	1.2	11610.7	136	96	* Frasers L&C Tr	100	-1 8157	101	99	1.5	7	-	0.9	3751.3		
116	84	CapLand Ascott T	90	unch 2474	90.5	89.5	1	7.3	-	0.9	3403.5	110	75	Frasers Property	79.5	-0.5 73	79.5	78.5	1	5.7	25.6	0.3	3204.2		
115	66	CapLand China T	67	unch 8536	67.5	66	1	10.1	-	0.6	1188.1	174	78.5	Frencken	147cd	+2 3356	147	142	3.3	1.6	19.3	1.6	627.8		
120	95	CapLand India T	99	unch 947	99.5	99	1.1	6.5	-	0.9	1342.5	26.5	11.5	Fu Yu	12.8	unch 0	12.8	12.5	-	-	-	0.7	97.5		
224	168	* CapLand IntCom T	196	-1 25336	197	194	2.1	5.5	-	0.9	13193.9	-	-	Full Apex	40.5	susp -	-	-	-	-	-	0.1	17.9		
389	244	* CapitaLandInvest	264cd	+1 9121	265	258	0.3	4.5	75.4																

TRADERS' GUIDE

SGX Mainboard

Transaction date: Apr 26

52-Wk		Company	Last Sale	Vol +/- ('000)	Day		Div C'vr	GrYld %	Net P/E	MCap \$mil	52-Wk		Company	Last Sale	Vol +/- ('000)	Day		Div C'vr	GrYld %	Net P/E	MCap \$mil					
High	Low				High	Low					High	Low				High	Low									
29	23.5	Golden Agri-Res	27cd	unch	4156	27.5	27	3.4	2.3	13.1	0.5	3466.1	83.5	49	Lendlease Reit	54	-0.5	1946	54.5	53	1.3	8.7	-	0.7	1382	
14	10.6	Goodland	13.2	-	-	-	-	1.8	2.9	33	0.3	52	35	22.5	Lion Asiapac	33	+7	6	34	25.5	-	-	-	0.4	26.8	
38	28.5	Grand Banks	37	unch	37	37.5	36.5	5.5	2.7	6.8	0.9	68.3	5.4	1.1	Lippo Malls Tr	1.2	unch	253	1.2	1.1	-	-	-	0.2	92.4	
82	46	Grand Venture	53cd	+1	78	53	52.5	16.4	0.2	32.5	1.5	179.8	-	-	Lorenzo Intl	1.6	susp	-	-	-	-	-	-	6.4	7	
2029	1685	Great Eastern	1869cd	+7	24	1873	1865	1.8	4	11.4	1.1	8846.3	46.5	27	Low Keng Huat	29cd	-1	118	29	28	-	5.2	-	0.4	214.3	
7	2	Green Build	4.3	-0.6	48	4.7	2	-	-	0.7	-	12.6	39.5	25.5	Lum Chang	27.5	-	-	-	-	-	6.4	-	0.6	105.9	
162	140	GuocoLand Ltd	147	-1	6	148	147	3.1	4.1	8.7	0.4	1739.3	40	18	Luxking	32.5	-	-	-	-	-	-	-	-	0.2	4.1
39	22.5	HG Metal	31.5	+1.5	0	31.5	31.5	-	-	-	0.4	49	8	4.6	MDR	5.4	unch	114	5.7	5.3	-	-	-	0.5	48.9	
27	22	HL Global Ent	23.5	unch	0	23.5	23.5	-	-	13.5	0.3	22.6	5.6	1.6	MFG Integration	1.7	-	-	-	-	-	-	-	0.4	4.1	
32.5	16.2	HPH Trust SGD	17.4	-0.3	844	17.5	17.3	0.2	12.8	-	0.4	-	4.9	1.9	MM2 Asia	2.1	unch	30	2.1	2	-	-	-	1.1	90.1	
24	12	HPH Trust USD	US12.7	-0.3	5777	13	12.6	0.5	20.7	-	0.3	1106.3	88.5	51	MSC	79	-0.5	3	79	79	-	-	-	1.6	331.8	
399	347	HPL	357cd	-	-	-	-	21.5	1.7	3.4	0.9	1863.6	42.5	20.5	MTQ	35.5	-0.5	241	37	35.5	3.3	1.4	20.6	1.1	79.9	
78	61.5	HRnetGroup	71cd	unch	122	71	70.5	1.6	5.3	11	1.9	718.1	6.6	1.6	MYP	5.2	-	-	-	-	-	-	47.3	0.3	82.8	
38.5	19	Hafary	37.5	+1	21	37.5	36.5	3.3	7.3	4.1	1.4	161.5	205	144	Man Oriental USD	US172	-	-	-	-	-	-	-	0.7	2173.7	
43	28	Hai Leck	34	+0.5	22	34.5	34	0.9	5.9	17.9	0.7	77	60	4	ManulifeReit USD	US6.9	-0.2	749	7	6.9	-	-	-	0.2	122.3	
22.5	22.5	Halcyon Agri	41	susp	-	-	-	-	-	-	0.8	654	253	210	* Mapletree Ind Tr	227cd	unch	5744	228	224	1	6	-	1.2	6701.6	
1135	911	Haw Par Corp	982cd	-7	50	989	982	2.8	3.6	10	0.6	2278	179	129	* Mapletree Log Tr	135	-1	14139	135	133	1	6.5	-	1	6598.3	
29	21.5	Heeton	27	-0.5	18	28	27	-	1.4	-	0.3	131.7	180	118	* Mapletree PanAsia Co	126cd	unch	18093	126	123	1	7.1	-	0.7	7901.9	
75	59.5	Hiap Hoe	67	unch	39	67	66	-	0.9	56.8	0.4	321.2	7.2	2.9	MarcoPolo Marine	6.7	unch	12090	6.8	6.7	0.6	1.5	9.6	1.4	251.8	
2	0.2	Hiap Seng Ind	0.2	-0.1	20	0.2	0.2	-	-	-	-	6.1	15	6.6	Mermaid Maritime	13.9	-0.1	2607	14.2	13.8	-	-	15.4	0.9	196.5	
281	160	Ho Bee Land	193cd	unch	40	195	193	-	1.6	-	0.4	1281.6	8.1	1.5	Metis Energy	5.3	-	-	-	-	-	-	-	1.7	160.8	
37	24	Hock Lian Seng	30.5cd	+0.5	60	30.5	30.5	3.5	4.9	5.9	0.6	156.2	63	47.5	Metro	50	+1	14	50	49.5	1.3	4.5	16.7	0.3	415.8	
0.3	0.1	Hoe Leong	0.2	-	-	-	-	-	-	-	1.2	30.1	38.5	26	Mewah Intl	28cd	-1	30	29	28	5.8	2.7	7.9	0.4	422	
108	80	Hong Fok	82cd	-1	302	82.5	81.5	13.7	1.2	6	0.2	713.9	308	137	Micro-Mechanics	147	+6	0	147	144	0.8	6.1	20.9	4.5	204.4	
9	2.8	Hong Lai Huat	3.9	+0.4	2	4	3.3	-	-	-	0.2	20.2	-	-	Midas	19.2	susp	-	-	-	-	-	-	0.4	364.7	
76.5	59	Hong Leong Asia	60.5cd	unch	6	61	60.5	4.3	3.3	7	0.5	457.8	34	15	MindChamps	16.1	+0.1	11	16.1	15.4	-	-	7.6	0.5	39.1	
261	242	Hong Leong Fin	250cd	unch	151	252	250	1.7	5	12	0.5	1123.1	240	174	Multi-Chem	226cd	+1	7	228	226	-	10.8	7.5	1.4	203.6	
494	278	* HongkongLand USD	US314	+2	1963	315	309	0.4	7	34.9	0.2	7387.8	5.6	3.2	Mun Siong Engg	3.3cd	-	-	-	-	-	1.2	-	0.4	19.2	
49	19.6	Hor Kew	49	+11.5	69	49	36	-	-	4.9	0.4	26.8	1832	373	NIO Inc. USD OV	US444	+26	145	447	417	-	-	-	-	896.3	
91.5	76.5	Hotel Grand	78cd	+0.5	45	78	77	0.8	2.6	48.4	43.6	576.8	113	68.5	NSL	70	-2	8	70.5	70	-	60	-	1	261.5	
208	167	Hotel Royal	168	unch	6	168	168	0.8	1.5	79.6	0.3	203.2	33	25.5	Nam Lee Metal	26.5	-	-	-	-	-	0.9	-	0.4	64.6	
194	148	Hotung Inv	156	+4	16	156	152	0.4	7	35.5	0.6	198.3	40	12.6	NamCheong	14.8	-0.3	488	15	14.6	-	-	0.3	-	58.1	
-	-	Hyflux	21	susp	-	-	-	-	-	-	1.6	181.7	268	59.5	Nanofilm	65cd	+0.5	2530	65	64	1.5	1	135.4	1.1	431.2	
851	415	IFAST	710cd	+16	1931	728	702	2	0.5	74	8.4	2115.4	10.7	6.5	NeraTel	8.2cd	+0.2	52	8.2	8	-	6.1	5.4	0.6	29.7	
18	10.9	IFS Capital	11.7cd	+0.2	6	11.7	11.7	1.8	4.3	12.9	0.2	44	96.5	80.5	NetLink NBN Tr	85	unch	2655	85.5	84.5	1	6.2	-	1.3	3312.4	
203	166	IHH Healthcare	179	+2	218	179	174	2.6	3	18.6	1.9	15764.5	-	-	New Silkroutes	7.5	susp	-	-	-	-	-	-	-	15.9	
18	7.1	IPC Corp	9.1	-	-	-	-	-	-	-	0.2	7.8	25	20	New Toyo	24.5cd	unch	86	24.5	24	1.6	7.8	8.4	0.7	107.7	
35	18.5	IREIT Global EUR	EU18.5	-	-	-	-	-	-	-	-	-	29.5	19.2	Noel Gifts Intl	28	+0.5	1	28	28	0.1	2.1	127.3	1	28.7	
61.3	32	IREIT Global SGD	32.5	unch	922	33	32	1.6	8.4	-	0.5	502.4	48	30.5	Nordic	30.5cd	-0.5	94	30.5	30.5	2.5	5.2	7.6	1	122	
57	29.5	ISDN Hldgs	30.5cd	-0.5	646	31	30.5	1.4	0.9	27.2	0.7	138	-	-	NutryFarm	8.5	susp	-	-	-	-	-	-	-	11.7	
34	27	Indofood Agri	30cd	unch	25	30	30	5	2.7	6.8	30.9	434.3	1445	1178	* OCBC Bank	1427cd	-6	7832	1445	1420	0.2	5.7	9.2	1.2	64426.7	
55.5	38	InnoTek	55cd	+3	608	55.5	52	0.9	3.6	29.3	0.7	135.7	2.5	1.1	OKH Global	1.2	-	-	-	-	-	-	5.5	0.2	13.5	
4.2	2.7	Interra Resource	3.6	-	-	-	-	-	-	7.1	0.4	23.6	29.5	19.8	OKP	29.5cd	unch	165	29.5	28.5	7.3	6.8	2	0.5	91	
2.9	1.4	Intl Cement	1.8	unch	2	1.8	1.6	-	-	6.2	0.4	103.2	132	99.5	OUE	107cd	unch	34	107	106	3.8	3.7	11.2	0.2	1050.3	
33	20	Intraco	28cd	-	-	-	-	5.7	1.8	9.9	0.5	31.8	40	20	OUEREIT	26.5	-1	1775	27.5	26.5	0.8	7.9	-	0.4	1454.9	
710	250	Isetan	703	unch	6	703	703	-	-	-	2.8	290	1.7	0.7	Oceanus	0.9	unch	11691	0.9	0.8	-	-	-	4.5	231	
55	41.5	JB Foods	49.5	-	-	-	-	0.7	0.8	62.7	0.6	150.1	162	79.5	Olam Group	120cd	+2	1602	120	117	1	5.8	18.5	0.6	4536.9	
-	-	JES Intl	2.6	susp	-	-	-	-	-	-	-	31.4	19.5	9.8	Ossia Intl	12	+0.1	42	12	12	2.2	15	3	0.6	30.3	
5903	3492	* JMH USD	US3806	+6	237	3825	3745	0.6	5.6	31.2	38.1	28996.2	9.4	6.2	Ouhua Energy	8.9	unch	109	8.9	7.7	-	-	9.4	0.6	34.1	
1.9	0.4	Jadason	0.5	-0.1	200	0.5	0.5	-	-	-	1	3.6	25.5	20	Overseas Edu	20.5cd	unch	458	21	20.5	1.5	6.3	12.8	0.6	85.1	
61	17.6	Japfa	31	+1.5	3641	31	29	-	-	-	0.6	640.9	17.5	8.6	Oxley	8.8	-0.1	103	9	8.8	-	-	-	0.4	380.4	
3558	2376	* Jardine C&C	2626cd	+4	452	2643	2613	2.7	5.9	6.5	1	10378	96.5	79	PARAGONREIT	83	-2	859	85	83	1	6	-	0.9	2356.4	
0.3	0.1	Jasper Inv	0.1	-	-	-	-	-	-	-	-	4.4	61.5	48	PEC	54	unch	0	54	54	0.8	3.7	20	0.6	138.1	
-	-	KS Energy R250	25	-	-	-	-	-	-	-	-	-	78	47.5	PNE Industries	50.5	-	-	-	-	0.3	5.9	56.1	0.6	42.4	
35.5	21	KSH	25	unch	94	25	24.5	2	4	6.3	0.4	143.4	40	30	PSC Corporation	35cd	-2	250	36.5	35	3.1	5.1	8.8	0.6	199.8	
-	-	KTL Global	11.6	susp	-	-	-	-	-	-	-	40.4	-	-	Pacific Andes	2.2	susp	-	-	-	-	-	0.7	0.1	189.7	
36	29	Karin Tech	30	-1	0	30	30	0.9	11.6	-	0.9	64.9	40.5	27.5	Pacific Century	33.5cd	unch	144	33.5	33.5	-	12.5	-	2.7	1037.3	
17	5.6	Kencana Agri	5.6	-1.9	5	5.6	5.6	-	-	-	0.4	16.1	6.6	2.1	PacificRadianc	3.5	-0.1	809	3.6	3.5	-	-	-	0.3	51.1	
35	6	Keong Hong	13	-0.9	12	14.1	10.6	-	-	-	0.5	31.5	10.9	6	Pan Hong	7.1	-	-	-	-	-	-	-	0.2	36.8	
56.7	43.5	Kep Infra Tr	47	-1.5	10461	48.5	47	0.8	13.2	-	3	2761.9	47.5	36.5	PanUnited	43.5cd	unch	27	44	43.5	2.3	5.3	8.3	1.3</		

TRADERS' GUIDE

SGX Mainboard

Transaction date: Apr 26

52-Wk		Company	Last Sale	Vol +/- ('000)	Day		Div C'vr	GrYld %	Net P/E	P/BV	MCAp \$mil	52-Wk		Company	Last Sale	Vol +/- ('000)	Day		Div C'vr	GrYld %	Net P/E	P/BV	MCAp \$mil	
High	Low				High	Low						High	Low				High	Low						
26.5	15.4	RH PetroGas	17.1	unch 3499	17.3	17.1	-	-	41.7	2.6	142.8	16	7.5	Suntar Eco-City	8	-2.3 100	8.2	8	-	-	47.1	0.3	5	
6.4	2	Raffles Infrastructu	3.5	susp -	-	-	-	-	1.1	0.1	2.4	168	103	Suntec Reit	109cd	-1 4358	110	108	1	6.6	-	0.5	3171.3	
148	98.5	Raffles Medical	101cd	-1 2991	102	99.5	1.3	2.4	20.8	1.8	1903.1	8.7	6.1	TA	7.3	susp -	-	-	-	-	-	0.5	46.6	
7.6	4.5	RafflesEdu	4.5	unch 769	4.6	4.5	-	-	-	0.1	66	22	15	TIH	17.1cd	-	-	-	-	5.8	-	0.3	41.3	
-	-	Regal Intl	11.5	susp -	-	-	-	-	-	7.9	26.5	244	103	TJ DaRenTang USD	US200	+3 400	201	196	-	-	22.6	1.7	400	
0.2	0.1	Renaissance United	0.1	-	-	-	-	-	-	0.2	6.2	34	27	TSH Resources	32.5	-	-	-	-	2.8	2.2	16.5	0.8	448.6
33	11.7	Rex Intl	13.3	-0.3 17845	13.7	13.2	-	-	-	1.1	175	-	-	TT Intl	1.4	susp -	-	-	-	-	0.4	-	14.7	
85	56.5	Riverstone	79.5	-2 1905	81.5	79	0.5	6.3	18.6	2.5	1180.5	41.5	38	Tai Sin Electric	38.5	-1 48	39	38.5	1.5	6.1	10.6	0.9	178.3	
401.9	240	* SATS	253	+2 2627	254	250	-	-	-	1.6	3770	45.5	35.5	TalkMed	41.5cd	-	-	-	-	1	5.3	17.1	6.1	550.6
288	246	SBS Transit	261cd	+1 23	262	260	2	4.3	11.8	1.2	814.2	74.5	66	Tat Seng Pkg	70cd	+0.5 31	71	69.5	2.4	6.4	5.8	0.6	110	
998	887	* SGX	931cd	unch 1848	934	928	1.6	3.5	17.4	5.9	9977	8.4	5.5	TeleChoice Intl	6.6	-	-	-	-	-	-	1	31.5	
15.5	10.1	SHS Hldgs	12cd	-	-	-	1.4	2.3	30	0.5	85.3	69.5	47	* ThaiBev	47.5	-0.5 64945	47.5	47	2.4	4.7	11.7	1.6	11935.6	
805	547	* SIA	654	-1 3444	659	652	1.9	5.8	18.4	1.2	19473.5	63	52	Thakral	60cd	-0.5 15	60.5	60	1.6	6.7	-	0.5	78.5	
255	218	SIA Engineering	225	unch 433	225	221	1.1	2.4	38.1	1.5	2529.1	8.1	0.5	The Place Hldg	0.7	-	-	-	-	-	14	0.5	41.2	
22.5	15.7	SIIC Environment	16.5cd	+0.2 14	16.6	16.2	3	6.7	3.8	0.2	430.1	241	144	TheHourGlass	160	-2 7	160	159	3.3	5	6.2	1.3	1128	
6.5	2.6	SMI Vantage	2.7	unch 1994	2.8	2.7	-	-	-	66.1	16.3	8.1	5	Thomson Medical	5.2	+0.1 11	5.2	5.1	-	0.8	37.1	2.4	1867.7	
416	354	* ST Engineering	404cd	unch 5395	406	401	0.9	4	21.5	5.1	12614.5	9.9	5.3	Tiong Seng	6	-	-	-	-	-	-	0.4	27.6	
71	45	SUTL Enterprise	68.5cd	unch 17	68.5	68	1.8	7.3	7.4	0.9	60.6	51.5	44.5	Tiong Woon	49.5	unch 20	49.5	49	13.5	2	7.3	0.4	115	
45.5	35.5	Sabana Reit	37	+0.5 194	37	36.5	1	7.5	-	0.7	416.3	43.5	20	Top Glove	23.5	unch 437	23.5	23	-	-	-	1.4	1928.9	
25.5	7.2	Sakae	15.5	-	-	-	-	-	16.7	0.4	22	13.6	7.9	Travelite	9.5	-	-	-	-	-	2.2	0.3	9	
1.6	0.1	Samko Timber	0.3	-	-	-	-	-	-	-	28.9	7.7	4.1	Trek 2000 Intl	7	+0.5 10	7	7	-	-	11.3	0.6	23.2	
136	56.5	SamuderaShipping	89.5cd	+3 6415	90.5	86	2.3	12.3	3.6	0.7	482.5	-	-	Triyards	8.4	susp -	-	-	-	-	-	0.3	27.3	
6.4	3.6	Sapphire	4.2	unch 3	4.2	3.6	-	-	16.2	0.2	17.1	39.5	23.5	Tuan Sing	24.5cd	unch 158	24.5	23.5	0.6	2.9	62.8	0.2	306.8	
48	24	Sarine Tech	27	unch 28	27.5	27	-	1.3	-	1.2	96.3	43.5	23	Tye Soon	31.5cd	unch 3	31.5	31.5	3.8	4.1	6.5	0.5	27.5	
83.5	61	Sasseur Reit	67.5	unch 172	68	67	1.1	9.3	-	0.8	840.8	158	90.5	UMS	133cd	+2 3137	133	130	1.8	2.6	14.9	2.5	1033.3	
14.7	7.4	* Seatrium	8.9	+0.1 577288	9	8.5	-	-	-	0.9	6073.1	50	42	UOA	48cd	-	-	-	-	3.9	2.8	9.2	0.5	674.6
25	20	Second Chance	23	unch 6	23	22	2.1	2.4	10.8	0.8	214.2	3135	2682	* UOB	3041xd	-11 3153	3072	3037	2.1	5.6	9.1	1.2	51268.9	
610	279	* Sembcorp Ind	544cd	-1 1899	544	540	4.1	2.4	10.3	2.1	9733.7	147	130	UOB Kay Hian	139cd	unch 197	141	139	2	6.6	7.5	0.7	1246.4	
9.3	4.2	Serial System	4.8	unch 110	5	4.8	-	-	-	0.3	43.2	637	584	UOI	603cd	unch 16	605	603	2.3	3.5	12.6	0.8	368.8	
-	-	Seroja Inv	7.9	susp -	-	-	-	-	-	-	30.8	741	549	* UOL	579cd	-1 1117	582	576	4.2	3.5	6.9	0.4	4896.9	
709	486	Shangri-La HKD	HK564cd	-	-	-	1.9	2.7	14	0.5	20221.8	13.8	4.2	USP Group	4.2	susp -	-	-	-	-	-	0.1	4.1	
183	146	Sheng Siong	153cd	-1 1707	155	152	1.4	4.1	17.2	4.7	2300.4	111	72	Uni-Asia Grp	82cd	-0.5 10	82.5	82	1.9	5.4	9.8	0.3	64.5	
18	6.7	Shenshan	7.1	-	-	-	-	-	355	-	5.7	71	30	Union Gas	40	+1.5 141	40	39.5	4.3	3.7	10.4	1.9	127.1	
34.5	21.5	Silverlake Axis	27.5	unch 2411	27.5	27	3.3	2.2	14	2	741.5	55	22.5	UnionSteel	51	-	-	-	5.6	9.8	5.5	0.2	60.2	
53.5	39	Sin Heng Mach	53cd	unch 16	53.5	52.5	1.5	1.9	7.4	0.5	60.9	-	-	United Food	4.3	susp -	-	-	-	-	-	0.4	8.1	
25	13	Sinarmas Land	15.5cd	unch 15	15.5	15.5	46.4	0.5	2.4	0.1	705.1	-	-	Universal Res	17	susp -	-	-	-	-	-	0.1	3.6	
168	87	Sing Inv & Fin	103cd	unch 179	104	102	2.1	6.5	7.3	0.6	243.5	61	34.5	UtdHampshReitUSD	US42.5	unch 289	43	42.5	1.1	11.3	-	0.6	248	
39.5	31.5	SingHoldings	34cd	-	-	-	2	2.9	17.1	0.4	136.3	40.5	29	ValueMax	39.5cd	+0.5 11	39.5	39.5	3	5.6	5.6	0.7	319.6	
270	240	SingindexFund	260	unch 5	263	260	-	-	-	-	346.6	63.5	49.5	Valuetronics	58	unch 77	58	57.5	1.5	5.8	11.8	1	250.3	
68	37	SingPost	44.5	-1.5 1657	45.5	44.5	0.7	1.3	71.8	0.7	1012.4	1798	1136	* Venture Corp	1411cd	-19 1314	1433	1411	1.2	5.3	15.2	1.4	4118.3	
28	22.5	SingShipping	23.5	unch 15	23.5	23.5	3.8	4.3	6.1	0.6	105.2	9	3.8	Vibrant Group	6	unch 578	6.2	5.5	0.9	1.7	66.7	0.2	41.9	
255	178	Singapore Land Grp	180cd	unch 78	181	180	4.7	2.2	13.6	0.3	2578.8	5.3	1	VibroPower	1	-	-	-	-	-	-	0.1	0.7	
268	225	* Singtel	241	-1 41070	244	239	2.5	6.2	17.9	1.5	39800.4	203	127	Vicom	138cd	+3 49	138	137	1.3	4	17.7	3.7	489.3	
267	226	Singtel 10	241	-1 90	244	240	1.4	7.3	9.9	-	-	20.5	10.1	Vicplas Intl	11.5	-0.6 85	11.5	11	1.8	3.9	13.9	0.8	58.8	
-	-	Sino Grandness	2	susp -	-	-	-	-	0.5	-	23	21	16.5	Wee Hur	18cd	-0.2 126	18	17.7	21.4	3.3	1.7	0.3	168.5	
22	7.5	Sinostar Pec	14cd	-0.1 305	14.4	14	12.3	3.6	2.2	0.3	89.6	79	27	Willas-Array	52.5	+0.5 60	52.5	52	-	10.6	99.1	0.5	43.2	
4.2	2.7	Soilbuild Const	3.2cd	-	-	-	5	3.1	5.8	1	57.2	420	307	* Wilmar Intl	347cd	-3 4230	350	345	1.9	4.9	10.8	0.8	22219.8	
10	5.3	Soup Holdings	8.5	-	-	-	1.5	3.5	14.4	2	25.4	179	120	Wing Tai	146	-2 148	148	145	0.3	3.4	167.8	0.4	1159.2	
0.2	0.1	Southern Arch	0.1	-0.1 2505	0.2	0.1	-	-	-	10	31.6	50	21.5	World Precision	26	-	-	-	-	27	136.8	0.5	104	
60	18.6	Southern Pkg	58	-	-	-	-	-	-	0.4	40.8	45	21.5	XMH	42.5	-	-	-	2.4	3.5	11.8	0.9	48.9	
100	77	Spindex Ind	82	+1 26	82	80.5	2.7	0.6	8.7	0.6	94.6	53	45	YHI Intl	48.5cd	-	-	-	1.2	6.5	10.8	0.5	141.8	
82.5	66.5	Spura Finance	71.5cd	-	-	-	1.3	4.2	18.4	0.4	113.5	51.5	28.5	YZJ Fin Hldg	32	unch 793	32	31.5	2.5	6.9	5.8	0.3	1263.5	
102	48	Sri Trang Agro	61	unch 0	61	61	-	0.1	-	-	937	194	92.5	* YZJ Shipbldg SGD	174cd	-1 38596	175	171	3	3.7	9	1.8	6906.2	
85.5	20	Sri Trang Gloves	34	-	-	-	0.2	-	178.9	-	974.2	19.9	9.4	Yamada Green Res	13.6	-	-	-	2.8	1.5	23.4	0.4	24	
40.5	36.5	Stamford Land	38	unch 39	38.5	38	6.8	3.9	3.7	0.7	598.5	109	39	Yanlord Land	42.5	+1 2843	43	40.5	-	-	-	-	823.1	
21.5	16.8	Stamford Tyres	17.9	-	-	-	1.2	8.4	10.2	0.4	42.5	73	56	Yeo Hiap Seng	58	-0.5 5	58	58	0.6	3.4	52.7	0.6	352.6	
126	99.5	StarHub	125cd	unch 1998	126	124	1.3	5.4	15.2	3.8	2164.1	5.3	1	Ying Li Intl	1.8	unch 80	1.8	1.8	-	-	-	0.1	45.9	
59	44	StarhillGbl Reit	47.5	+0.5 829	47.5	47	1	8	-	0.7	1074.4	14.6	3.9	Yoma Strategic	4.6	+0.3 10729	4.7	4.3	-	-	-	0.2	103.4	
53	40	Straco	48.5cd	-2.5 14	51	47.5	3	4.1	16.2	1.6	421.4	80	55	Yongmao	69.5	-	-	-	11.2	2.9	6.2	0.4	61.7	
311	141	Straits Trading	143	unch 92	143	142	-	5.6	-	0.4	689.7	2.9	2.8	Yongnam	2.6	susp -	-	-	-	-	-	0.4	18.3	
2.7	1.5	SunMoon Food	2	-	-	-	-	-	-	2.5	18.2	-	-	YuuZoo Networks	3.8	susp -	-	-	-	-	-	-	31.3	
40.5	20	Sunpower	21	+0.5 3	21.5	21	-	-	-	0.4	167.1	48.5	20	Zheneng Jinjiang	34	-1.5 31	35	3						

TRADERS' GUIDE

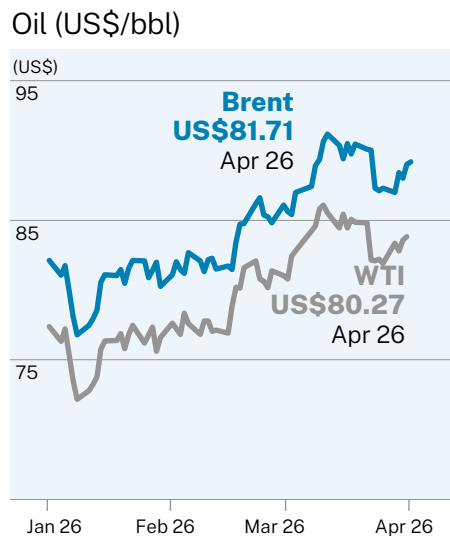
SGX ETF

Transaction date: Apr 26

52-Wk High	52-Wk Low	Company	Last Sale	+/-	Vol ('000)	Day High	Day Low	Div C'vr	GrYld %	Net P/E	MCap \$mil	52-Wk High	52-Wk Low	Company	Last Sale	+/-	Vol ('000)	Day High	Day Low	Div C'vr	GrYld %	Net P/E	MCap \$mil
108.1	101.8	ABF SG Bond ETF	103.2	-0.2	840	103.3	103	-	-	-	471.1	56.7	37.8	Lion-OCBC Sec HSTECH US\$	US45.8	+2	17	46	44.7	-	-	-	-
145	108	CF VN 30 SC ETF SG\$	123	-	-	-	-	-	-	-	-	174	126.6	Lion-OSPL China L S\$	151	+3	19	151.8	148	-	-	-	-
110	85	CF VN 30 SC ETF US\$	US91.2	-	-	-	-	-	-	-	-	101	90	Lion-OSPL Low Carbon S\$	101	+0.3	43	101	100.7	-	-	-	-
179.5	149.7	CSOP LOW CARBON S\$	175.2	+1	30	175.2	175.2	-	-	-	-	102	76.7	Lion-Phillip S-REIT	80	-0.1	820	80.1	78.8	-	-	-	-
133.7	109	CSOP LOW CARBON US\$	US128	-0.1	-	128	128	-	-	-	-	342.1	312.7	Nikko AM STI ETF	335	-1	203	337	333	-	-	-	8.1
94.8	70.3	CSOP iEdge SREIT S\$	72.5	-0.5	238	72.9	72.4	-	-	-	84.7	97.4	92.5	NikkoAM SGD IGBond ETF	96.3	+0.1	364	96.4	96.2	-	-	-	79.9
30528	23093	GLD SG\$	29570	+281	0	29570	29370	-	-	-	-	69.3	53.8	NikkoAM-STC A_REIT US\$	US56	-	-	-	-	-	-	-	-
22366	16845	GLD US\$	US21710	+150	16	21780	21571	-	-	-	112.5	106.1	73.2	NikkoAM-STC Asia REIT	76.2	-0.2	1170	76.4	75.9	-	-	-	41.5
1442	1280	ICBC CSOP CGB ETF S\$	1338	-2	-	1338	1338	-	-	-	-	105.7	94.3	PHIL SING INC	100.9	-	0	100.9	100.9	-	-	-	-
970	780	IS ASIA HYG S\$D	881	+1	7	881	877	-	-	-	-	89	68.7	Phil Ap Div Reit US\$	US76.8	-	-	-	-	-	-	-	-
711	586	IS ASIA HYG US\$	US646	-	168	648	643	-	-	-	-	345.4	310.1	STI ETF	331.1	-0.4	957	333	330.3	-	-	-	-
957	876	IS Asia BND US	US928	-2	42	929	927	-	-	-	-	228	177	UETF SSE50China	198	+1	16	198	198	-	-	-	61.9
1400	1072	IS INDIA CLIMATE US\$	US1349	+6	0	1349	1349	-	-	-	168.6	90.4	66.1	UOB AP GRN REIT S\$	68.3	-0.8	1	68.3	68	-	-	-	56.9
77	49.8	Lion-OCBC Sec HSTECH S\$	62.4	+2.4	11262	62.7	59.7	-	-	-	29.7	1536	1128	XT MSCHINA US\$	US1352	+76	1	1352	1352	-	-	-	-

Commodities

NAME PRICE/UNIT	3-MONTH %
Gold US\$2,349.78/oz	+16.1
Silver US\$27.647/oz	+20.4
Copper US\$9,865/MT	+15.1
Soybeans US\$11.798/bu	-4.7
Palm Oil MYR3,909/MT	+1.7
Coffee US\$225.20/lb	+19.8
Sugar US\$19.41/lb	-13.9



Currencies

Asian currency per USD

CURRENCY	PRICE	5-DAY %	1-MONTH %	YEAR-TO-DATE %
Singapore dollar	1.3607	0.11	-1.24	-2.99
China RMB	7.2470	-0.08	-0.39	-1.89
Offshore RMB	7.2611	-0.16	-0.21	-1.92
Indian rupee	83.3450	0.16	-0.04	-0.18
Indonesian rupiah	16,210	0.30	-2.58	-4.41
Japanese yen	156.57	-1.30	-3.38	-9.50
Korean won	1,376.47	0.27	-2.66	-5.74
Malaysian ringgit	4.7700	0.29	-1.05	-3.77
Philippines peso	57.72	-0.16	-2.53	-4.00
Taiwanese dollar	32.58	-0.16	-2.05	-6.15
Thai baht	36.94	-0.19	-1.86	-7.01
Vietnamese dong	25,348	0.30	-2.26	-4.25

A positive percentage means a stronger Asian currency, and vice versa

Bonds

Asia 10-year bond yields*

MARKET	(%)	3-MONTH CHANGE (% POINTS)
Singapore	3.424	0.479
Australia	4.520	0.279
Hong Kong	NA	NA
Indonesia	7.161	0.531
India	7.209	0.035
Japan	0.885	0.175
Malaysia	4.003	0.188
New Zealand	4.997	0.364
Philippines	6.862	0.670
South Korea	3.697	0.310
Taiwan	1.690	NA
Thailand	2.748	0.078

* local currency bonds

Compiled from Bloomberg at 5.30pm on Apr 26, 2024

TRADERS' GUIDE

SGX Catalyst

Transaction date: Apr 26

52-Wk		Company	Last Sale	+/-	Vol ('000)	Day		Div C'vr	GrYld %	Net P/E	P/BV	MCap \$mil	52-Wk		Company	Last Sale	+/-	Vol ('000)	Day		Div C'vr	GrYld %	Net P/E	P/BV	MCap \$mil			
High	Low					High	Low						High	Low					High	Low								
30.5	19.9	5E Resources	28	unch	200	28	28	-	-	6.7	1.3	41.3	6	2.2	Koyo Intl	2.6	-	-	-	-	-	-	-	-	0.3	5.1		
8.6	3.5	9R	4	unch	320	4	3.7	-	-	-	3.6	43.2	44	27	LMS	38cd	-	-	-	-	1.4	3.5	21.1	367.9	33.2			
-	-	AGV	1	susp	-	-	-	-	-	-	1.8	10	16.3	6.8	LS 2 Holdings	7.9	+0.2	624	8.2	7.8	-	-	9.4	0.8	14.6			
0.8	0.4	AJJ Medtech	0.4	-	-	-	-	-	-	-	-	5.5	7.9	2.7	LY Corp	5.6	-	-	-	-	-	-	-	-	0.4	27.4		
0.2	0.1	AP Strategic	0.1	unch	1110	0.1	0.1	-	-	-	1	35	5.5	1.6	Ley Choon	4.5	unch	1043	4.5	4.4	-	-	6.9	1.2	67.8			
3.1	1.4	Abundance Intl	1.6	unch	182	1.6	1.6	-	-	-	0.4	30.8	0.4	0.1	LifeBrandz	0.3	+0.1	8748	0.3	0.2	-	-	-	3.8	7.8			
6.7	2.9	Accrelist	5.4	-	-	-	-	-	-	-	0.7	16.9	14.9	1.5	Livingstone	1.6	-0.1	12	1.8	1.5	-	-	9.4	1.3	7.9			
6.2	3.9	Acesian Partners	4.3	unch	1643	4.5	4.3	-	-	2.8	0.9	21.4	13.2	4.5	Luminor	5.8	-	-	-	-	-	-	25.2	0.5	9.7			
5	2	AcroMeta	2.6	unch	14	2.6	2.6	-	-	-	2.8	8.2	6.7	2.3	MSM Intl	5	-	-	-	-	-	-	26.3	0.5	5.3			
25	6.7	Advanced	12.4	-	-	-	-	-	-	-	0.4	12.8	3.9	1.1	Mary Chia	1.1	-	-	-	-	-	-	-	-	0.6	8		
0.2	0.1	Advanced Systems	0.1	-	-	-	-	-	-	-	-	22.3	4.1	2.1	Matex Intl	2.2	-	-	-	-	-	-	-	-	0.9	12.5		
14.3	6.3	Advancer Global	11.5	-	-	-	-	-	-	-	0.9	29	11.7	8.3	MeGroup	10.5	-	-	-	-	1.3	3.5	6.7	-	-	1.6		
1	0.3	Adventus	0.4	-	-	-	-	-	-	-	0.7	9.8	17	0.9	MediLifestyle	1.1	unch	582	1.1	1.1	-	-	-	-	1.5	26.5		
29.5	24	Aedge Group	24.5	-	-	-	-	-	-	-	2.4	26	22	17.9	Medinex	20	-	-	-	-	1.2	8.4	15.6	-	-	0.8	70.9	
-	-	Alita Resources	7.8	susp	-	-	-	-	-	-	0.5	59.4	25.5	12.3	Medtecs Intl	12.9	-0.1	3013	13	12.9	-	-	-	-	1.1	53.3		
18	12.9	Alliance HC	12.9	-	-	-	-	3.4	2.3	12.6	1.2	26.8	51	36	MegaChem	40	-	-	-	-	-	-	-	-	0.5	14.2		
-	-	Alpha DX	11.2	susp	-	-	-	-	-	0.2	7.3	27.2	5.4	2.8	Mencast	3.1	+0.1	960	3.1	2.9	-	-	9.7	-	-	22.3		
23	16	Alpina Holdings	17	-	-	-	-	-	-	-	1.1	31.3	5.6	1.4	Mercurius	1.6	susp	-	-	-	-	-	-	-	-	11.3		
4.5	1.3	Alset	2.4	unch	1601	2.5	2.4	-	-	-	1	83.8	3.3	0.5	Meta Health	1.1	-	-	-	-	-	-	-	-	1.1	4.7		
2.9	1.3	Amplefield Ltd	2.3	-	-	-	-	-	-	-	0.4	20.7	21.5	1.3	Metech Intl	3.1	-	-	-	-	-	-	-	-	0.2	4.8		
8.8	5.6	AnnAik	6.8cd	-	-	-	-	2.8	4.4	6	0.3	20	2	0.5	Miyoshi	0.7	-	-	-	-	-	-	-	-	0.8	112.8		
0.2	0.1	Annica	0.1	-	-	-	-	-	-	-	-	18.3	26.5	18	MoneyMax Fin	25.5cd	-	-	-	-	5.1	3.9	5	-	-	1	20.7	
12.8	3.6	Aoxin Q & M	3.8	-	-	-	-	-	-	-	0.4	19.4	20	6	Mooreast	8	-	-	-	-	-	-	-	-	-	0.8	12.3	
7	1.9	Asia Vets	2.6	-	-	-	-	-	-	-	0.2	3.8	6	1.8	Natural Cool	4.9	-	-	-	-	1.7	-	20.4	-	-	0.6	8.9	
1.4	0.9	AsiaMedic	1	unch	5	1	1	-	-	5.9	0.9	11.5	0.9	0.3	NauticAWT	0.5	susp	-	-	-	-	-	-	-	-	0.3	5.2	
2	0.6	AsiaPhos	0.6	unch	570	0.6	0.6	-	-	2.7	20	6.2	2.9	1.2	Net Pacific Fin	1.7	unch	1	1.7	1.7	-	-	-	-	1.1	22		
0.7	0.2	Asian Micro	0.2	-0.1	79	0.2	0.2	-	-	-	2	3.4	1	0.3	New Wave	0.3	-0.1	100	0.4	0.3	-	-	-	-	3.9	15.2		
0.5	0.1	Asiatic	0.2	unch	5	0.2	0.2	-	-	-	0.4	6.5	21	14	Nilks Prof	16.9	-	-	-	-	0.2	46.1	13	-	-	1.1	19.3	
16.8	11	Aspial Lifestyle	12.7cd	unch	10	12.7	12.4	1.7	6.1	9.3	1.1	175.1	8	3.7	Nippecraft	5.5	-0.1	3607	5.6	5.4	-	-	11	0.5	19.2			
8.8	8.8	Astaka	8.8	-	-	-	-	-	-	-	176	6.9	16.2	1.8	NoSignboard	4.1	+0.3	435	5.3	3.3	-	-	-	-	-	3.9	15.2	
38	11	Atlantic Nav	35.5	+0.5	195	36	35.5	-	-	7.8	1.4	185.8	15.2	6	NoonTalk Media	7.7	-1	2	8.7	7.3	-	-	-	-	2.9	5.8		
36.5	26.5	Audience	31cd	-3	0	31	31	1.6	5.5	11.3	2.9	52.5	2.3	1.9	Ntegrator Hldg	1.1	susp	-	-	-	-	-	-	-	-	13.1	27.8	
-	-	Axington	19	susp	-	-	-	-	-	-	-	190	29.5	3.6	OIO	7	+1	47	7	6	-	-	-	-	-	0.4	120	
-	-	Axington R	-	susp	-	-	-	-	-	-	-	-	22	8.2	OTS Holdings	13	-	-	-	-	-	-	-	-	-	-	1	27.8
-	-	Axington R1	-	susp	-	-	-	-	-	-	-	-	3.8	2.5	OUE Healthcare	2.7	-	-	-	-	-	-	15	-	-	0.4	16.4	
0.9	0.2	BACUI TECH	0.3	-	-	-	-	-	-	-	1.1	3.4	5	1.3	Ocean Sky Intl	3.8	-	-	-	-	-	-	-	-	-	2.1	41.5	
5.6	0.9	Beverly JCG	1.1	-0.1	881	1.2	1.1	-	-	-	550	9.7	29.5	19	Oilek	29	unch	269	29.5	28.5	2.4	5.5	7.6	-	-	1.9	85	
1.9	1	Biolidics	1.2	unch	0	1.2	1.2	-	-	-	-	9.4	70	60	Old Chang Kee	70	+0.5	20	70	69.5	2.5	2.9	13.8	-	-	0.9	9.3	
0.7	0.2	BlackGoldNatural	0.3	susp	-	-	-	-	-	-	-	3.2	10	7.2	Olive Tree	8	+0.2	16	8.2	8	-	-	-	-	-	1.1	9.5	
-	-	Boldtek	3.5	susp	-	-	-	-	-	-	-	12.4	25	11.3	OneApex	11.3	-	-	-	-	-	-	-	-	-	-	3.5	19.4
11.2	7	CFM Hldgs	7.8	unch	264	7.8	7.5	42.2	1.5	1.5	0.7	15.7	17.5	4	OxPay Financial	5.2	+0.4	120	5.2	5	-	-	-	-	-	1.9	9.2	
22	18.7	CNMC Goldmine	21.5	unch	220	21.5	21.5	4.5	4.2	27.6	1.6	87.7	25	7	Pasture Holdings	7	-	-	-	-	-	-	-	-	-	0.5	29.1	
0.4	0.1	CapAllianz	0.2	unch	3215	0.3	0.2	-	-	-	0.4	17.6	288	180	Plato Capital	239	-	-	-	-	-	-	2.4	-	-	2.7	17.1	
0.5	0.1	Capital World	0.2	unch	2000	0.2	0.2	-	-	1.8	0.5	32.2	0.2	0.1	Polaris	0.1	-	-	-	-	-	-	-	-	-	0.3	71.7	
-	-	Charisma Energy	0.2	susp	-	-	-	-	-	-	-	29.9	5.2	2.4	Pollux Prop	2.6	unch	1244	2.6	2.5	-	-	37.1	-	-	0.6	20.5	
2	0.8	ChinaKundaTech	0.9	unch	40	0.9	0.9	-	-	-	1.8	3.7	5.3	3.6	Progen	3.9	-	-	-	-	-	-	-	-	-	-	305.1	
40	31	Choo Chiang	38cd	-	-	-	-	3.4	6.8	7.5	1.2	79	40	10	ProsperCap	19	-	-	-	-	-	-	-	-	-	-	0.8	19.2
7.8	0.9	Clearbridge	1	unch	330	1.1	1	-	-	-	0.6	6.1	0.6	0.2	Quantum Health	0.3	-	-	-	-	-	-	-	-	-	-	2.2	74.3
251	135	Digilife Tech	160	-	-	-	-	-	-	34.1	0.7	22.9	34	21	RE&S Holdings Ltd	21	-	-	-	-	1.2	8.6	9.5	-	-	0.8	23.6	
0.4	0.1	Disa	0.2	unch	409	0.2	0.2	-	-	-	12.5	29.4	20	8.2	Reclaims Global	18	-	-	-	-	-	-	11.8	-	-	4.5	33.8	
36	11.8	Don Agro	14.5	-	-	-	-	-	-	-	0.4	21.8	18	5.6	Revez Corp	14	-	-	-	-	-	-	-	-	-	-	2	7.3
6.9	2.2	ES Grp	5.6	-	-	-	-	-	-	-	0.4	7.9	0.2	0.1	Rich Capital	0.1	-	-	-	-	-	-	3.3	-	-	-	3.9	34
-	-	ETC Singapore	3.4	susp	-	-	-	-	-	-	1	33.4	19.5	8.8	SAM Holdings	9.2	-0.3	19	10.9	8.8	-	-	-	-	-	-	1.7	27.3
-	-	EcoWise	7.8	susp	-	-	-	-	-	-	5.1	74.7	-	-	SDAI	8	susp	-	-	-	-	-	-	-	-	-	0.5	91.3
25.5	17.5	Econ Healthcare	19.4	unch	14	19.5	19.4	2.8	3.5	10.3	1.3	51.6	15.2	9.1	SLB Dev	10	+0.2	178	10.1	10	5.8	1	17.2	-	-	2	42.6	
0.7	0.3	Edition	0.5	-	-	-	-	-	-	-	12.5	12.6	18.5	11	ST Group Food	16.7	-	-	-	-	2.4	2.3	23.2	-	-	1.5	35.7	
5.9	1.8	Eindec	3.6	-	-	-	-	-	-	-	18	0.6	17	8.5	Samurai 2K	9.8	-0.1	6	9.9	9.8	-	-	-	-	-	0.9	28.7	
22.5	13	EuroSports Gbl	15.8	-	-	-	-	-	-	-	4.5	41.9	13.3	8.6	Sanli Env	10.7	+0.2	53	10.8	10.2	4.4	7.2	6.6	-	-	0.4	4.3	
66	33	Ever Glory	43.5	-	-	-	-	2.3	2.3	10	6.5	73.7	4.1	1.9	Santak	4	-	-	-	-	-	-	-	-	-	-	0.4	19.2
2.4	1.2	FJ Benjamin	1.3	unch	788	1.3	1.3	-	-	4.3	0.4	15.4	7.8	4.8	Secura	4.8	unch	11	4.8	4.8	1.9	2.9	18.5	-	-	2	21.7	
11.5	5.7	Far East	5.8	-	-	-	-	-	-	-	0.2	6.8	-	-	Sen Yue	2.2	susp	-	-	-	-	-	4.8	-	-	0.5	4.1	
9.1	1.6	Figtree	3.5	-	-	-	-	-	-	-	0.5	12.6	15	1.6	Sevens Atelier	1.9	-	-	-	-	-	-	-	-	-	-	1.8	5.6
44	24.5	FortressMinerals	30	-0.5	88	31	30	4.3	2	11.6																		